

Cottonwood Elementary
Board Report
2021-2022

School Demographics

Staff	2019-2020	2020-2021	2021-2022
Certified	26	25	24
ESP	21	21	21

School Enrollment

Fall	K	1	2	3	4	5	6	Total
Oct. 1st 2019	32	31	29	27	24	33	31	207
Oct. 1st 2020	28	25	28	25	21	23	29	179
2021-2022 (Current)	28	27	33	31	28	24	26	197

Subgroups

*Subgroup data from the state is a year behind.

		2019-2020			2020-2021			2021-2022 Current		
Category		School	District	State	School	District	State	School	District	State
Gender	Female	50%	49%	48%	47%	49%	48%	45%	49%	TBD
	Male	50%	51%	52%	53%	51%	52%	55%	51%	TBD
IEP		16%	12%	14%	17%	12%	14%	13%	11%	TBD
Free/Reduced		33%	32%	35%	35%	35%	33%	28%	30%	TBD
Mobility		19%	16%	NA	13%	14%	NA	TBD	TBD	NA
ELL		6%	4%	3%	6%	4%	3%	3%	4%	TBD
Ethnicity	White	83%	83%	78%	91%	83%	77%	84%	85%	TBD
	Hispanic	11%	12%	14%	7%	12%	14%	9%	11%	TBD
Other Minority		6%	5%	8%	2%	5%	9%	7%	4%	TBD

Overall School Performance on Indicators

Only students enrolled for a full academic year (FAY) are included (FAY is from first school day in October to midpoint in test window)

Indicator	WAEA Target Level	ESSA Norm Category	Count of Students	Description
Growth	N/A	N/A		WAEA: The mean student growth percentile (MGP) in reading and math combined for all students in grades four through eight as measured from prior year PAWS to current year WY-TOPP.
				ESSA: The mean student growth percentile (MGP) in ELA and math combined for all students grades four through ten.
Equity	N/A	N/A	;	The weighted mean student growth percentile (MGP) with MGP of students who scored in the bottom 25% of students on the prior year test weighted at 80% and the MGP of the remaining students weighted at 20%.The reported count of students for this indicator reflects the number of students with tests in the consolidated subgroup and the number of students with tests not included in the consolidated subgroup. In some cases, students have a test in each group.
Achievement*	Meets Target 52	Average 53.1	98	WAEA: The percent proficient or above on the state test in English language arts, mathematics, and science.
			98	ESSA: The percent proficient or above on the state test in English language arts and mathematics.
ELP	Meets Target 55	Above Average 54.5	11	The percent of English learners who met their annual goal for English language proficiency.

* A school's achievement score may be lowered if the school does not meet the 95% participation rate requirement

FAY School Participation Rate Status WAEA: **Met**

FAY School Participation Rate Status ESSA: **Met**

Overall School Performance

	WAEA Performance Category Cut Scores			ESSA Performance Category Cut Scores		
	Below Targets	Meeting Targets	Exceeding Targets	Below Average	Average	Above Average
Growth	<	>= and <	>=	<	>= and <	>=
Equity	<	>= and <	>=	<	>= and <	>=
Achievement	< 51	>= 51 and < 68	>= 68	< 47.7	>= 47.7 and < 58.6	>= 58.6
ELP	< 36	>= 36 and < 60	>= 60	< 27.7	>= 27.7 and < 50.0	>= 50.0

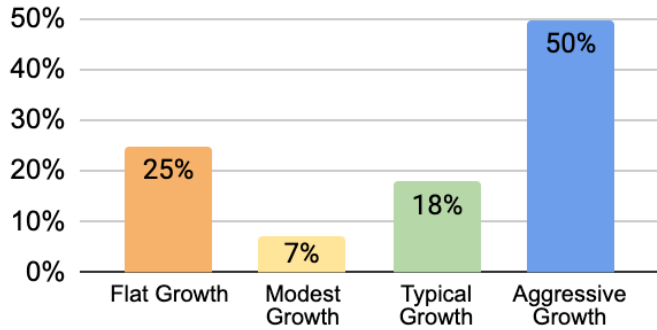
State Assessment WY-TOPP

*District grade levels will exceed the state average in content areas measured by Wyoming state assessments.

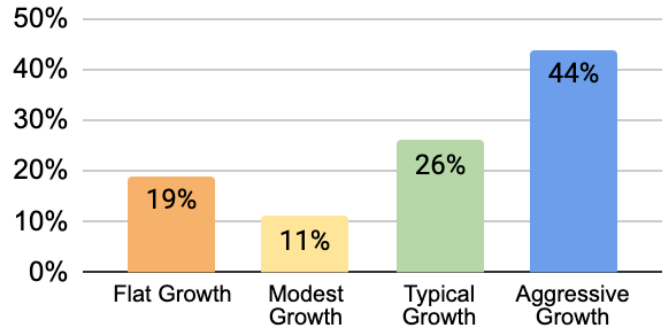
			School	District	State
Year	Grade	Subject	% Proficient & Advanced	% Proficient & Advanced	% Proficient & Advanced
2020-21	3	Math	33.3	38.6	50.5
2020-21	3	ELA	25.0	45.6	50.3
2020-21	4	Math	72.7	49.2	49.8
2020-21	4	ELA	45.5	44.9	48.7
2020-21	4	Science	40.9	49.6	48.2
2020-21	5	Math	52.0	48.5	51.2
2020-21	5	ELA	68.0	47.5	54.6
2020-21	6	Math	71.4	49.9	48.1
2020-21	6	ELA	50.0	54.4	58.9

District Assessment - Fastbridge (Fall to Spring Growth)

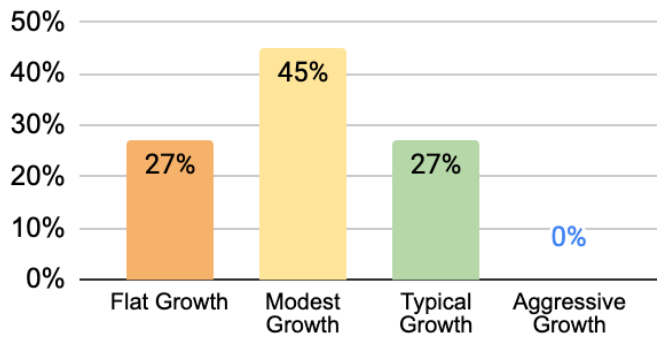
2nd Grade A Reading



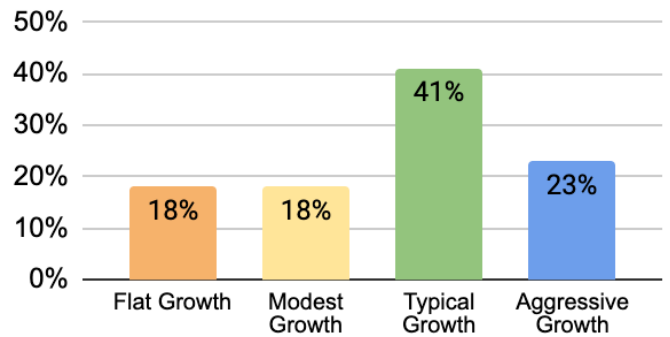
2nd Grade A Math



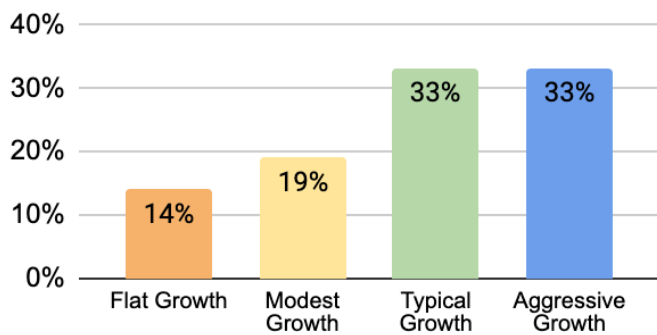
3rd Grade A Reading



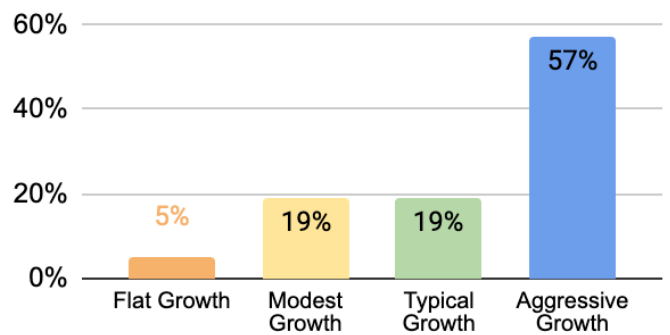
3rd Grade A Math



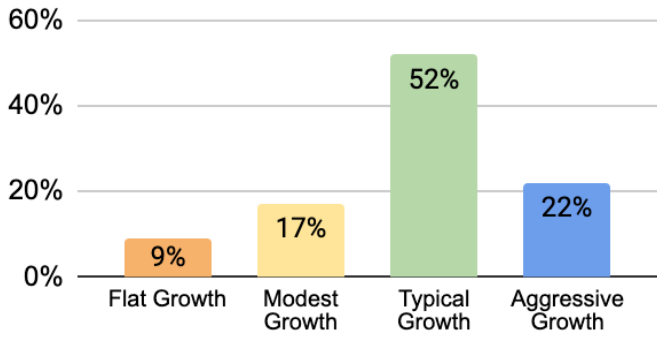
4th Grade A Reading



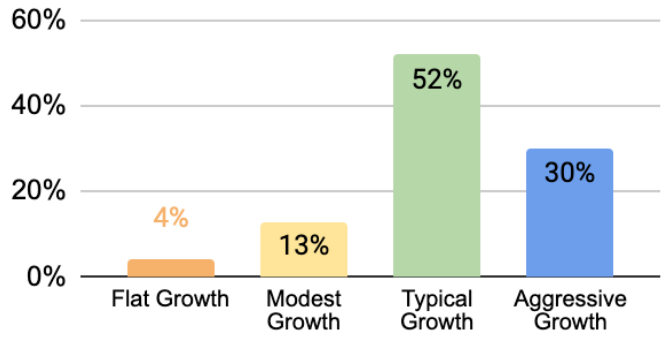
4th Grade A Math



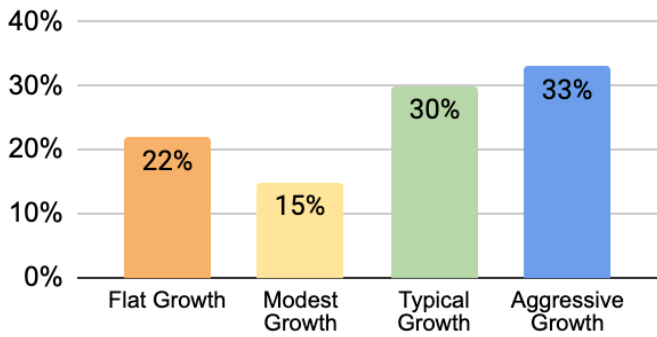
5th Grade A Reading



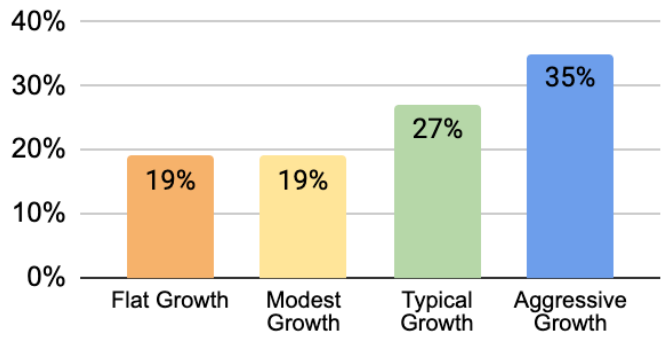
5th Grade A Math



6th Grade A Reading



6th Grade A Math



School Improvement Goals:

School Improvement Goal #1:

Cottonwood Elementary will Meet or Exceed on all 4 Targets (Growth, Equity, Achievement, and ELP) as measured by the 2021C-2022 WAEA School Performance Report.

School Improvement Goal #2:

Cottonwood Elementary will improve 3rd grade ELA proficiency on the 2022 WY TOPP Assessment from 25% to 45% proficient proficient or advanced. 3rd grade Math proficiency on the 2022 WY TOPP Assessment will improve from 33.3% to 45% proficient proficient or advanced.